

Escape and ventilation hatches

Altus Hatches (previously Slimline Hatches)

VETUS CATALOGUE RANGE

THE ORIGINAL MAXWELL CODES	INTERMEDIATE CODES	THE CURRENT CODES
WHC10S	ALT2626S	ALT2626SL
WHC30S	ALT4633S	ALT4633SL
WHC45S	ALT5038S	ALT5038SL
WHC41S	ALT4242S	ALT4242SL
	ALT4747S	ALT4747SL
WHC50S	ALT5151S	ALT5151SL
WHC62S	ALT6363S	ALT6363SL
WHS18S	ALTR420S	ALTR420SL
WHS22S	ALTR520S	ALTR520SL
	ALTD420S	ALTD420SL
	ALTD520S	ALTD520SL

For more information and specifications go
to the Vetus website: www.vetus.com

VETUS NON-CATALOGUE RANGE

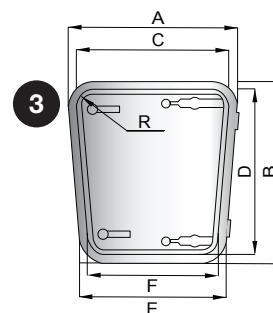
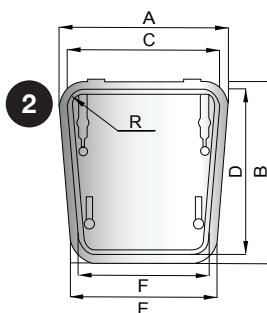
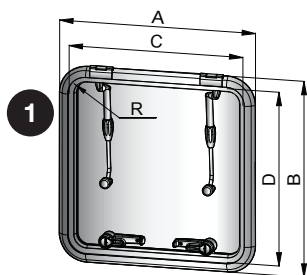
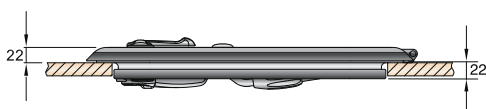
THE ORIGINAL MAXWELL CODES	INTERMEDIATE CODES	THE CURRENT CODES
WHC00S	ALTA2618	ALA2618L
WHC20S	ALTA3520	ALA3520L
WHC50L	ALTA5151B	ALA5151BL
WHC55S	ALTA56T	ALA56TL
WHC55W	ALTA56TW	ALA56TWL
WHC101S	ALTA51TW	ALA51TWL
WHC103S	ALTA46T	ALA46TL
WHC111S	ALTA41T	ALA41TL
WHC109K		ALA80TL

For more information and specifications go
to PAGE 2

Escape and ventilation hatches

Non-Catalogue Altus Hatch

CE marking: All



Drawing	Escape Hatches							Ventilation Hatches	
	1	2					3	1	
Type	ALA5151BL	ALA41TL	ALA46TL	ALA56TL	ALA56TWL	ALA80TL	ALA51TWL	ALA2618L	ALA3520L
External dimensions A x B x E (mm)	581 x 581	513 x 602 x 431	543 x 681 x 447	636 x 659 x 500	636 x 659 x 500	898 x 718 x 555	670 x 597 x 553	336 x 250	421 x 276
Cut-out dimensions C x D x F (mm)	507 x 507	434 x 528 x 362	464 x 607 x 378	557 x 588 x 436	557 x 588 x 436	804 x 644 x 497	590 x 525 x 490	262 x 176	347 x 202
Mosquito screen	WS50L	NA	NA	WS55L	WS55L	NA	NA	WS00L	WS20L
Trim	WT50W	NA	NA	WT55W	WT55W	NA	NA	WT00W	WT20W
Trim with screen	HCM5151	NA	NA	NA	NA	NA	NA	NA	NA
Radius	43	43	43	43	43	43	43	43	43
Colour	black	silver	silver	silver	white	silver	white	silver	silver

Screen Retainer Clips Kit - WHS010W are required when fitting Mosquito Screen.